One Page Informe Diario de Mercado

23/02/2021 **Argenfunds**

Rates

Instrumento	TNA	
Caución 7d	33,81%	23/02/2021
Caución 30d	34,97%	
BADLAR Priv. (>$1mm)	34,13%	22/02/2021
TM20 Priv. (>$20mm)	34,13%	
TPM - Leliq 7D	38,00%	23/02/2021
Pases Pasivos 7D	36,50%	23/02/2021

BCRA A3500 USD $89,535

Days	Change	Annualized
1d	0,00%	
11d	1,1%	38%
32d	3,5%	40%
62d	7,4%	44%
95d	11,4%	44%
186d	21,7%	43%
368d	44,8%	45%

Rofex – ARS/USD Futures

Futures	Maturity	Days	USD	Rates	-d1	Ch	Op. I
SPOT	23/02/2021	-	89,53				
DLR022021	26/02/2021	3	89,81	38,1%	89,80	0,0%	2.051
DLR032021	31/03/2021	36	92,98	39,1%	92,92	0,1%	728
DLR042021	30/04/2021	66	95,94	39,6%	95,85	0,1%	310
DLR052021	31/05/2021	97	98,95	39,6%	98,83	0,1%	251
DLR062021	30/06/2021	127	101,82	39,5%	101,65	0,2%	94
DLR072021	30/07/2021	157	104,80	39,7%	104,60	0,2%	50
DLR082021	31/08/2021	189	107,80	39,4%	107,70	0,1%	53
DLR092021	30/09/2021	219	111,20	40,3%	110,90	0,3%	35
DLR102021	29/10/2021	248	114,70	41,4%	114,30	0,3%	1
DLR112021	30/11/2021	280	118,65	42,4%	118,25	0,3%	8
DLR122021	31/12/2021	311	123,00	43,9%	122,50	0,4%	8
							3.590

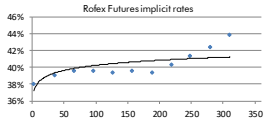

ARS -USD

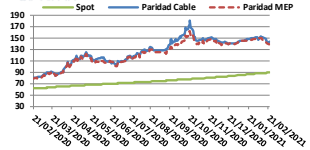

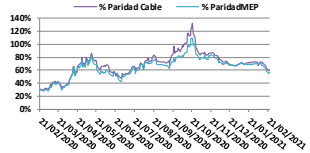

	$	%
Spot	89,535	
Paridad Cable	143,472	60,24%
Paridad MEP	139,86	56,21%

Bonds

Bond	Code	Amt Out.	Coupon	Price	YTM	MD	Maturity
Sovereign Bond Inflation Indexed							
Lecer 02-21	X26F1	119.446	-	119,14	-7,63%	0,00	26/02/2021
Boncer 04-21	T2X1	199.031	1,40%	133,15	-8,49%	0,15	17/04/2021
Lecer 05-21	X21Y1	106.565	-	113,40	-9,62%	0,23	21/05/2021
Boncer 07-21	TC21	57.390	2,50%	451,50	-6,41%	0,42	22/07/2021
Boncer 08-21	TX21	221.424	1,00%	143,75	-6,52%	0,46	05/08/2021
Bocon 24	PR13	762	2,00%	720,00	-0,47%	1,56	15/03/2024
Boncer 03-22	TX22	262.932	1,20%	138,90	-2,34%	1,06	18/03/2022
Boncer 09-22	T2X2	203.782	1,30%	131,80	-1,01%	1,56	20/09/2022
Boncer 23	TC23	28.300	4,00%	328,00	1,34%	1,92	06/03/2023
Boncer 03-23	TX23	194.973	1,40%	134,00	1,17%	2,04	25/03/2023
Boncer 08-23	T2X3	13.011	1,45%	122,24	0,81%	2,42	13/08/2023
Boncer 04-24	TX24	145.016	1,40%	125,55	3,46%	2,95	25/03/2024
Boncer 25	TC25P	29.908	4,00%	293,00	4,56%	3,75	27/04/2025
Boncer 11-26	TX26	56.520	2,00%	101,20	5,92%	4,30	09/11/2026
Boncer 11-28	TX28	1.898	2,25%	101,00	5,77%	4,85	09/11/2028
Disc ARL 05	DICP	10.563	5,83%	2.079,0	8,03%	5,91	31/12/2033
Par ARL 05	PARP	2.861	1,77%	817,00	9,90%	9,81	31/12/2038
C-Par ARL 05	CUAP	23.668	3,31%	1.175,00	9,61%	10,96	31/12/2045
Sovereign ARS Floating Badlar			BP +				Spread
Bonar Ago 21	TB21	56.149	1,00%	101,00	42,83%	0,38	05/08/2021 3,2%
Bocon 22	PR15	3.122	0,00%	97,25	45,95%	0,68	04/10/2022 5,5%
Bonar Abr 22	AA22	53.625	2,00%	103,10	44,20%	0,82	04/04/2022 4,2%
Sub-Sovereign ARS Floating Badlar			BP +				Spread
CABA TD C20	BDC22	3.708	5,00%	103,25	45,48%	0,71	24/01/2022 5,2%
CABA TD C24	BDC24	22.614	3,25%	98,25	48,83%	1,60	29/03/2024 7,7%
CABA TD C23	BDC28	13.262	3,75%	90,24	49,52%	2,21	22/02/2028 8,2%
PBA TD 2022	PBY22	15.182	3,83%	101,80	54,21%	0,84	31/05/2022 11,6%
PBA TD 2025	PBA25	30.000	3,75%	89,12	54,94%	1,75	14/04/2025 12,2%
Mendoza 2021	PMJ21	5.219	4,375%	108,80	42,48%	0,24	09/06/2021 2,9%
Salta 2021	SA21	400	5,00%	93,40	76,50%	0,57	22/12/2021 26,9%
Sovereign ARS Fixed							TNA
Bond	Code	Amt Out.	Coupon	Price	YTM	MD	Maturity 360/180
Bonte $ Oct 21	TO21	62.500	18,20%	97,20	41,47%	0,46	04/10/2021 37,9%
Bonte $ Oct 23	TO23	64.150	16,00%	68,25	44,24%	1,61	17/10/2023 40,2%
Bonte $ Oct 26	TO26	96.570	15,50%	48,07	48,11%	2,16	19/10/2026 43,4%

Ledes ARS		Amt Out.		Price	TNA	Days	Maturity
S26F1		67.964		99,91	33,24%	1	26/02/2021
SM311		25.087		97,07	32,43%	34	31/03/2021
S30A1		47.510		94,17	35,33%	64	30/04/2021
S30J1		18.841		88,48	38,02%	125	30/06/2021
Lepases ARS	Days	Amt Out.	BP +	Price	Spread	MD	Maturity TNA
S31M1	34	72.236	3,20%	112,19	-1,10%	0,09	31/03/2021 34,5%
SA301	64	62.953	1,50%	103,17	-1,25%	0,18	30/04/2021 34,8%
S21Y1	85	58.122	3,50%	109,64	-0,77%	0,23	21/05/2021 35,6%
SJ301	125	14.395	2,25%	103,20	-0,49%	0,34	30/06/2021 36,6%

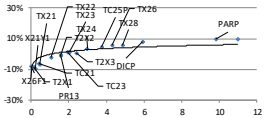

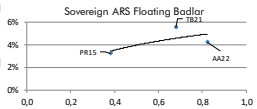

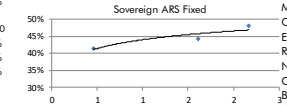

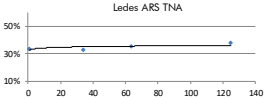

Bonds

Bond	Code	Amt Out.	Coupon	Price (1)	YTM	MD	Maturity
Sovereign ext. law USD							
Bonos Int.29 NYL	GD29 ext	2.635	1,000%	39,72	18,64%	4,99	09/07/2029
Bonos Int. 30 NYL	GD30 ext	16.091	0,125%	36,50	18,88%	5,30	09/07/2030
Bonos Int. 35 NYL	GD35 ext	20.502	0,125%	31,68	16,98%	8,09	09/07/2035
Bonos Int. 38 NYL	GD38 ext	11.405	0,125%	37,50	17,10%	6,98	09/01/2038
Bonos Int. 41 NYL	GD41 ext	10.482	0,125%	34,56	15,80%	7,77	09/07/2041
Bonos Int. 46 NYL	GD46 ext	2.092	0,125%	31,84	17,08%	7,27	09/07/2046

(1) Clean

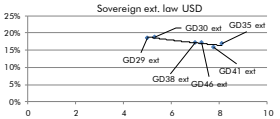

Bond	Code	Amt Out.	Coupon	Price (2)	YTM	MD	Maturity
Sovereign Arg. law USD							
Bonar 1% 29	AL29D	2.193	1,000%	37,69	20,05%	4,92	09/07/2029
Bonar 30	AL30D	13.079	0,125%	35,75	19,34%	5,27	09/07/2030
Bonar 35	AL35D	18.714	0,125%	32,11	16,82%	8,11	09/07/2035
Bonar 38	AE38D	7.211	0,125%	34,10	18,62%	6,75	09/01/2038
Bonar 41	AL41D	1.491	0,125%	32,74	16,58%	7,60	09/07/2041

(2) Dirty

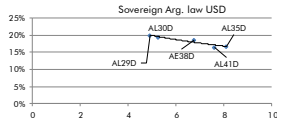

Bond	Code	Amt Out.	Coupon	Price	YTM	MD	Maturity
Sovereign Arg. law USD Linked							
Bonte 11-21 - USD Linke	T2V1	1.766	0,100%	8.815,00	2,21%	0,76	30/11/2021
Bonte 04-22 - USD Linke	TV22	1.660	0,100%	9.020,00	-0,51%	1,17	29/04/2022
Sub-Sovereign USD (3)	Code	Amt Out.	Coupon	Price*	YTM	MD	Maturity
Bs. As. 21 NYL	BP21	500	10,875%	15,70		0,00	26/03/2021
CABA. 21 NYL	CABA21	335	8,950%	0,00		N.A.	19/02/2021
Bs. As. PBJ 21 NYL	PBJ21	900	9,950%	17,82		0,01	09/06/2021
Córdoba 21 NYL**	CO21D	725	7,125%	69,14	19,14%	2,85	10/12/2025
Bs. As. 23 NYL	PBF23	750	6,500%	22,43	144,99%	0,70	15/02/2023
Córdoba 26	CO26	272	7,125%	57,50	17,85%	2,13	27/10/2026
Jujuy 22 NYL	JUS22	210	8,625%	54,83	70,86%	1,01	20/09/2022
Sta Fe 23 NYL**	SF23D	250	7,000%	81,03	26,58%	1,24	23/03/2023
Bs. As. 24 NYL	PBM24	1.250	9,125%	N.A.	N.A.	N.A.	16/03/2024
Salta 24 NYL	SA24D	350	9,125%	60,87	40,49%	1,60	08/07/2024
Chaco 24 NYL	CH24D	250	9,375%	43,64	63,46%	1,46	19/08/2024
La Rioja 25 NYL	RIF25	300	9,750%	53,28	49,82%	1,49	24/02/2025
T.Fuego 27 NYL	TFU27	190	8,950%	60,58	21,70%	2,25	19/04/2027
Mun. Cord 24 NYL	MUNCOR2.	150	7,875%	62,21	36,53%	1,74	23/09/2024
Chubut 26 NYL	PUL26	650	7,750%	71,05	20,92%	1,97	27/07/2026
Entre Ríos 25 NYL	ERF25	500	8,750%	67,65	27,11%	2,18	10/02/2025
Río Negro 25 NYL**	RND25	300	7,750%	59,76	27,72%	2,65	09/12/2025
Neuquen 25 NYL	NQUEN25	366	7,500%	56,70	34,47%	2,15	28/04/2025
Córdoba 24 NYL**	CO24D	510	7,450%	60,32	18,74%	4,13	01/06/2027
Bs. As. 27 NYL	PBJ27	1.750	7,875%	34,97	41,90%	2,82	15/06/2027
CABA. 27 NYL	CABA27	890	7,500%	81,78	13,26%	3,95	01/06/2027
Bs. As. 28 NYL	BP28	400	9,625%	37,53	41,92%	2,70	18/04/2028
Sta Fe 27 NYL**	SF27D	250	6,900%	70,01	16,31%	4,05	01/11/2027
Córdoba 27 NYL**	CO27D	450	7,125%	57,68	17,12%	5,08	01/02/2029
Par Bs.As. NYL	BPLD	446	4,000%	33,55	33,34%	2,56	15/05/2035

(3) Bs. As. Bonds - Restructuring soon - Payments freeze

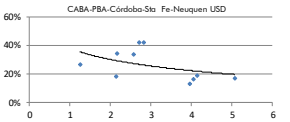

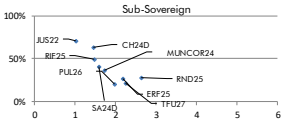

Corporate USD*	Code	Amt Out.	Coupon	Price	YTM	MD	Maturity
Pan Am 2021	OPNY1	333	7,875%	98,67	15,69%	0,18	07/05/2021
YPF 2021	YCAFO	1.000	8,500%	98,75	29,66%	0,06	23/03/2021
Telecom 2021**	LCCAO	466	6,500%	94,89	26,65%	0,27	15/06/2021
Transener 2021**	OTRX9	101	9,750%	93,61	26,67%	0,41	15/08/2021
CGC 2021**	CPCAO	300	9,500%	83,01	43,40%	0,55	07/11/2021
Genneia 2022**	GNCLO	500	8,750%	89,83	22,93%	0,79	20/01/2022
Edenor 2022**	ODNX9	176	9,750%	81,97	24,82%	1,34	25/10/2022
Clisa 2023**	CLISO	300	9,500%	23,98	117,00%	1,19	20/07/2023
AYSA 2023**	AYSA23	500	6,625%	53,22	50,62%	1,43	01/02/2023
Tecpetrol 2022**	TTC1O	500	4,875%	97,49	10,61%	1,63	12/12/2022
Albanesi 2023**	GMFRO	336	9,625%	66,86	32,06%	1,84	27/07/2023
AA2000 2027**	AERAO	375	6,875%	74,02	20,56%	2,24	01/02/2027
IRSA Prop. 2023**	RPC2O	360	8,750%	84,43	18,93%	1,69	23/03/2023
Cresud 2023	CSDOO	113	6,500%	90,78	17,08%	1,79	16/02/2023
YPF 2024	YPCUO	1.325	8,750%	84,06	18,85%	1,72	04/04/2024
YPF 03-2025	YMCEO	543	8,750%	83,96	18,33%	1,76	23/03/2025
Pampa 2023**	PTSTO	491	7,375%	94,24	10,41%	2,11	21/07/2023
Arcor 2023**	RCC9O	500	6,000%	94,97	8,58%	2,12	06/07/2023
AES Arg. G. 2024**	AECAO	300	7,750%	75,76	19,76%	2,39	02/02/2024
Raghsa 2024**	RA31O	120	7,250%	88,02	12,40%	2,53	21/03/2024
Capex 2024**	CAC2O	389	6,875%	87,10	12,16%	2,69	15/05/2024
Telecom 2025**	TLC5O	300	8,000%	90,50	11,78%	2,83	06/08/2025
YPF 2025	YCA6O	1.500	8,500%	72,48	18,53%	3,31	28/07/2025
Galicia 2026**	BYC2O	250	8,250%	88,82	10,27%	4,23	19/07/2026
TGS 2025**	TSC2O	500	6,750%	87,72	11,67%	3,85	02/05/2025
Telecom 2026**	TLC1O	400	8,000%	89,08	11,01%	4,15	18/07/2026
Pampa 2027**	MGC1O	690	7,500%	84,55	11,44%	4,49	24/01/2027
Macro 2026**	BACAO	400	6,750%	81,93	11,42%	4,42	04/11/2026
YPF 2027	YCAMO	1.000	6,950%	63,77	16,93%	4,50	21/07/2027
YPF 2029	YMC1O	500	8,500%	72,49	14,74%	5,21	27/06/2029
YPF 2047**	YCANO	750	7,000%	59,06	12,59%	8,17	15/12/2047

** Dirty Price

** Callable Bond - Yield to Maturity

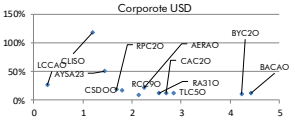

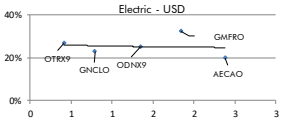

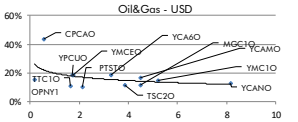

El presente documento ha sido realizado por Argenfunds S.A. con fines estrictamente informativos. No debe ser tomado como una invitación a suscribir cuotapartes ni como una oferta de compra o venta de valores. El documento se ha realizado con fuentes de información consideradas confiables, pero la empresa no puede garantizar la exactitud de las mismas. Los fondos comunes de inversión están sometidos a variaciones en los precios de los activos que pueden afectar su rendimiento. Los rendimientos pasados de los fondos comunes de inversión no garantizan el desempeño futuro de los mismos. Las inversiones en cuotapartes del Fondo no constituyen depósitos en Banco Macro S.A. a los fines de la Ley de Entidades Financieras ni cuentan con ninguna de las garantías que tales depósitos a la vista o a plazo puedan gozar de acuerdo con la legislación y reglamentación aplicables en materia de depósitos en entidades financieras. Asimismo, Banco Macro S.A. se encuentra impedida por normas del Banco Central de la República Argentina de asumir, tácita o expresamente, compromiso alguno en cuanto al mantenimiento, en cualquier momento, del valor del capital invertido, al rendimiento, al valor del rescate de la cuota partes o al otorgamiento de liquidez a tal fin. Gráficos de Elaboración propia. Fuentes Rofex CAFCI y Bolsar